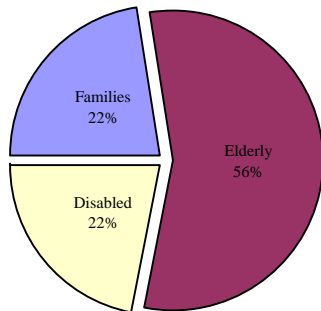


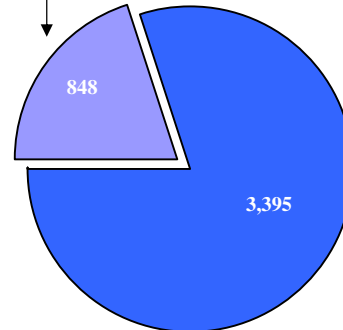
Area Housing Authority 2019

<u>Camarillo</u>		Population: 65,968		Number of dwelling units: 25,702	
Total units receiving assistance from the AHA: 848					
AHA Owned Housing	Families	Elderly	Disabled	Total	Acquired for
Bradford Apts 127 W. Calle La Sombra, 131 W. Ponerosa, 126 Ripley	27	0	0	27	\$3,050,000
Casa Velasquez 2400 Barry Street	13	0	0	13	\$1,300,000
Casas de Sueno Scattered Sites	10	0	0	10	\$1,000,000
Ellis Terrace 1021 - 1051 Temple	23	1	3	27	\$2,828,250
Meadowbrook 610 Calle la Roda	12	0	1	13	\$4,487,648
Mira Vista 2700 Ponderosa Drive	0	305	0	305	\$55,304,000
Raemere 1 & 2 92 Raemere Street	2	0	0	2	\$62,500
Total AHA Owned	87	306	4	397	\$68,032,398
Section 8 Assistance	103	166	182	451	Annual Housing Payments \$5,331,540
Total AHA Assisted	190	472	186	848	

Percentage of households assisted by the AHA in Camarillo



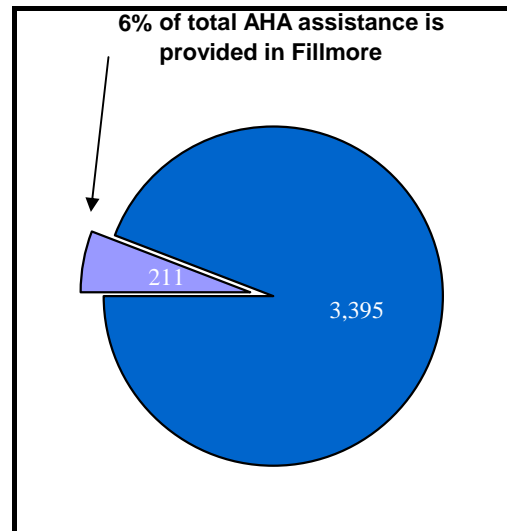
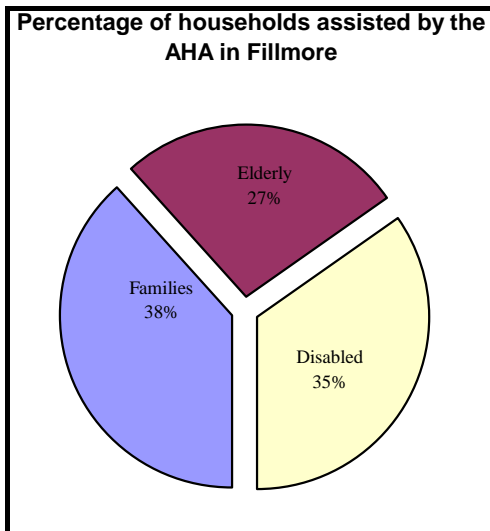
25% of total AHA assistance is provided in Camarillo



<u>AHA TOTALS</u>		Population: 478,512		Total units receiving assistance from the AHA: 3,395	
AHA Owned Housing	Families	Elderly	Disabled	Total	Acquired for
	408	584	89	1081	\$175,779,296
Section 8 Assistance	592	825	897	2,314	Annual Housing Payments \$28,030,392
Total AHA Assisted	1,000	1,409	986	3,395	

Area Housing Authority 2019

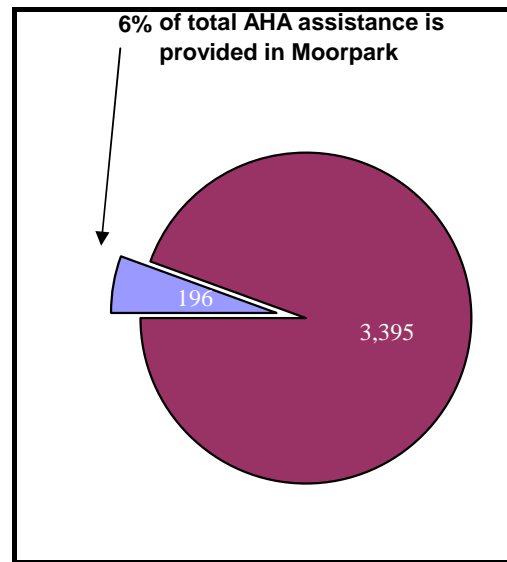
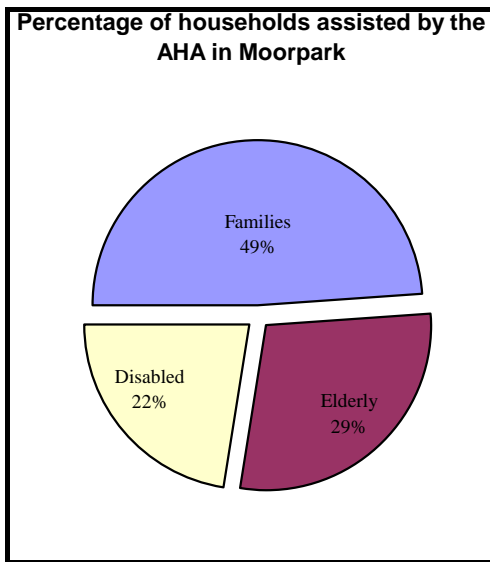
<u>Fillmore</u>	Population: 15,162		Number of dwelling units: 4,408		
Total units receiving assistance from the AHA: 211					
AHA Owned Housing	Families	Elderly	Disabled	Total	Acquired for
Total AHA Owned	0	0	0	0	\$0
Section 8 Assistance	81	57	73	211	Annual Housing Payments \$2,676,852
Total AHA Assisted	81	57	73	211	



<u>AHA TOTALS</u>	Population: 478,512		Number of dwelling units: 4,408		
Total units receiving assistance from the AHA: 3,395					
AHA Owned Housing	Families	Elderly	Disabled	Total	Acquired for
AHA Owned Housing	408	584	89	1081	\$175,779,296
Section 8 Assistance	592	825	897	2,314	Annual Housing Payments \$28,030,392
Total AHA Assisted	1,000	1,409	986	3,395	

Area Housing Authority 2019

<u>Moorpark</u>		Population: 35,088		Number of dwelling units: 10,738	
Total units receiving assistance from the AHA: 196					
AHA Owned Housing	Families	Elderly	Disabled	Total	Acquired for
Charles Street Terrace 396 Charles Street	20	0	0	20	\$9,300,000
Tafoya Terrace 344 Charles Street	0	20	10	30	\$2,262,000
Walnut Apartments 80 Everett Street	23	0	0	23	\$10,345,000
Total AHA Owned	43	20	10	73	\$21,907,000
Section 8 Assistance	53	36	34	123	Annual Housing Payments \$1,696,896
Total AHA Assisted	96	56	44	196	

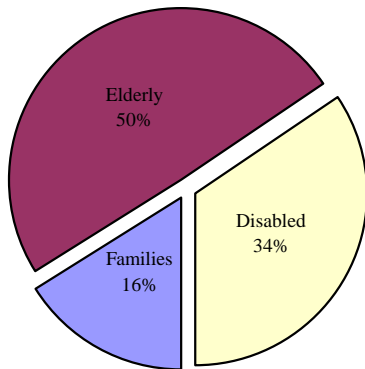


<u>AHA TOTALS</u>		Population: 478,512		Total units receiving assistance from the AHA: 3,395	
AHA Owned Housing	Families	Elderly	Disabled	Total	Acquired for
	408	584	89	1081	\$175,779,296
Section 8 Assistance	592	825	897	2,314	Annual Housing Payments \$28,030,392
Total AHA Assisted	1,000	1,409	986	3,395	

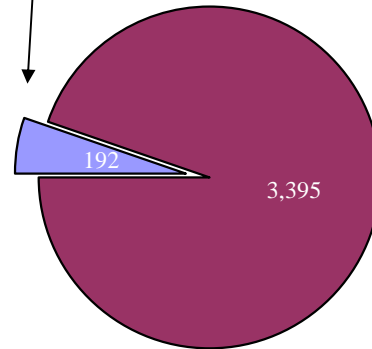
Area Housing Authority 2019

Ojai Population: 125,793 Number of dwelling units: 3,382					
Total units receiving assistance from the AHA: 192					
AHA Owned Housing	Families	Elderly	Disabled	Total	Acquired for
Whispering Oaks 999 E. Ojai Ave. Grand Avenue 210 N. Grand Ave. Summer Street 211 E. Summer St.	0	76	25	101	\$7,684,550
Total AHA Owned	15	76	25	116	\$9,409,550
Section 8 Assistance	16	19	41	76	Annual Housing Payments \$921,288
Total AHA Assisted	31	95	66	192	

Percentage of households assisted by the AHA in Ojai



6% of total AHA assistance is provided in Ojai

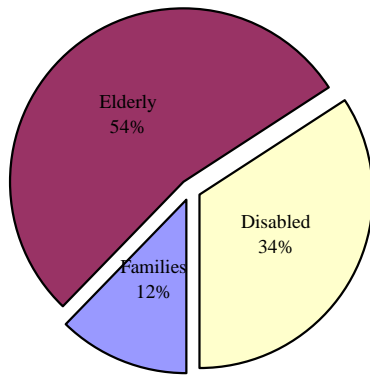


AHA TOTALS Population: 478,512					
Total units receiving assistance from the AHA: 3,395					
AHA Owned Housing	Families	Elderly	Disabled	Total	Acquired for
	408	584	89	1081	\$175,779,296
Section 8 Assistance	592	825	897	2,314	Annual Housing Payments \$28,030,392
Total AHA Assisted	1,000	1,409	986	3,395	

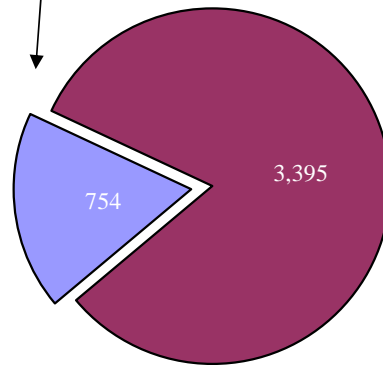
Area Housing Authority 2019

<u>Simi Valley</u> Population: 125,793 Number of dwelling units: 42,506					
Total units receiving assistance from the AHA: 754					
AHA Owned Housing	Families	Elderly	Disabled	Total	Acquired for
Pepper Tree Court 1415 Patricia Ave	0	37	0	37	\$7,000,000
Total AHA Owned	0	37	0	37	\$7,000,000
Section 8 Assistance	92	367	258	717	Annual Housing Payments \$8,106,876
Total AHA Assisted	92	404	258	754	

Percentage of households assisted by the AHA in Simi Valley



22% of total AHA assistance is provided in Simi Valley

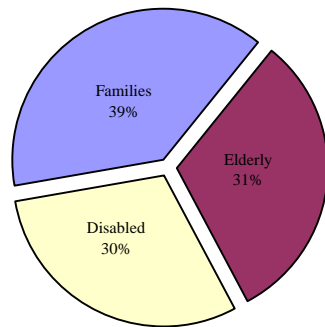


<u>AHA TOTALS</u> Population: 478,512					
Total units receiving assistance from the AHA: 3,395					
AHA Owned Housing	Families	Elderly	Disabled	Total	Acquired for
	408	584	89	1081	\$175,779,296
Section 8 Assistance	592	825	897	2,314	Annual Housing Payments \$28,030,392
Total AHA Assisted	1,000	1,409	986	3,395	

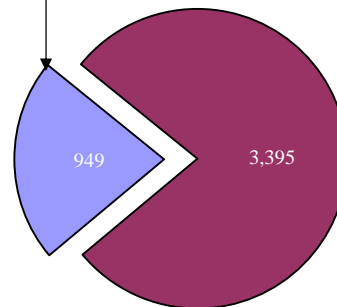
Area Housing Authority 2019

Thousand Oaks Population: 128,412 Number of dwelling units: 47,494					
Total units receiving assistance from the AHA: 949					
AHA Owned Housing	Families	Elderly	Disabled	Total	Acquired for
Fiore Gardens 220-480 Hillcrest Drive	41	5	4	50	\$5,752,500
Florence Janss 190-210 Brazil Street	0	43	21	64	\$4,847,150
Leggett Court 1824-1884 Los Feliz Dr.	31	6	12	49	\$4,837,150
Garden View Phase 1	36	0	0	36	\$21,800,000
Garden View Phase 2	20	0	0	20	\$9,900,000
Glenn Oaks 145 E. Wilbur Road	0	33	6	39	\$2,500,000
Los Arboles 801-886 Calle Haya	43	0	0	43	\$2,800,000
Oak Creek Senior Villas 367 E. TO Blvd.	0	57	0	57	\$11,875,324
Royal Oaks 3210-3214 Royal Oaks	5	0	0	5	\$625,000
Sunset Villas 90,100 & 110 Sunset Drive	11	0	0	11	\$2,215,000
Total AHA Owned	187	144	43	374	\$67,152,124
Section 8 Assistance					Annual Housing Payments
	180	152	243	575	\$7,195,680
Total AHA Assisted	367	296	286	949	

Percentage of households assisted by the AHA in Thousand Oaks



28% of total AHA assistance is provided in Thousand Oaks

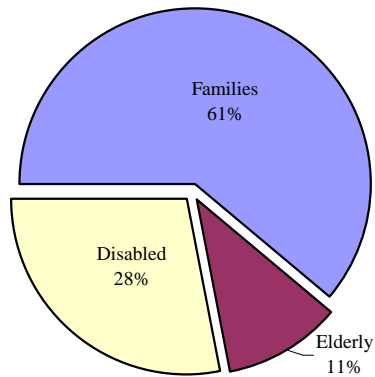


AHA TOTALS Population: 478,512					
Total units receiving assistance from the AHA: 3,395					
AHA Owned Housing	Families	Elderly	Disabled	Total	Acquired for
	408	584	89	1081	\$175,779,296
Section 8 Assistance					Annual Housing Payments
	592	825	897	2,314	\$28,030,392
Total AHA Assisted	1,000	1,409	986	3,395	

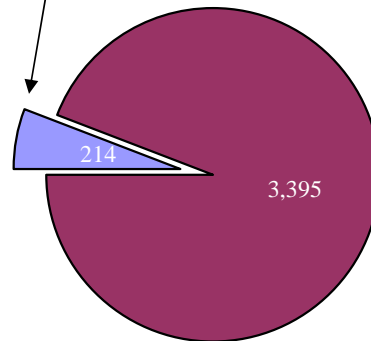
Area Housing Authority 2019

<u>Unincorporated Ventura County</u>					
		Population: 100,531		Number of dwelling units: 34,983	
		Total units receiving assistance from the AHA: 214			
AHA Owned Housing	Families	Elderly	Disabled	Total	Acquired for
Roth Apartments 290 E. El Roblar Drive, Ojai	28	1	5	34	\$3,535,900
Colina Vista 424 Main Street, Piru	33	0	2	35	\$5,600,000
Summerwind Apartments 3807 E. Telegraph Rd, Fillmore	15	0	0	15	\$467,324
Total AHA Owned	76	1	7	84	\$9,603,224
Section 8 Assistance	Families	Elderly	Disabled	Total	Annual Housing Payments
	55	22	53	130	\$1,637,592
Total AHA Assisted	131	23	60	214	

Percentage of households assisted by the AHA in Unincorporated Ventura County



6% of total AHA assistance is provided in Unincorporated Ventura County



<u>AHA TOTALS</u>					
		Population: 478,512			
		Total units receiving assistance from the AHA: 3,395			
AHA Owned Housing	Families	Elderly	Disabled	Total	Acquired for
	408	584	89	1081	\$175,779,296
Section 8 Assistance	Families	Elderly	Disabled	Total	Annual Housing Payments
	592	825	897	2,314	\$28,030,392
Total AHA Assisted	1,000	1,409	986	3,395	