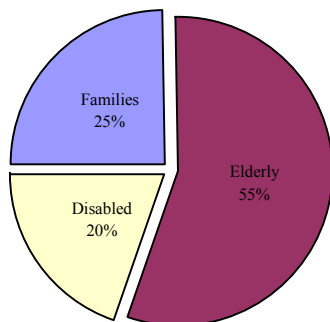


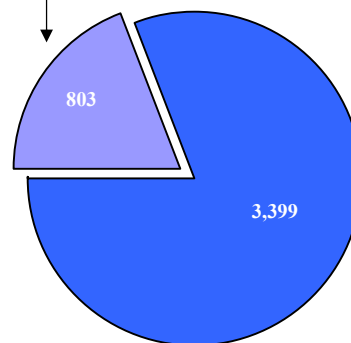
**Area Housing Authority  
February 24, 2010**

<b>Camarillo</b>					
		Population: 61,533	Number of dwelling units: 21,344		
Total units receiving assistance from the AHA: 803					
<b>AHA Owned Housing</b>	<b>Families</b>	<b>Elderly</b>	<b>Disabled</b>	<b>Total</b>	<b>Acquired for</b>
Bradford Apts 127 W. Calle La Sombra, 131 W. Ponerosa, 126 Ripley	27	0	0	27	\$3,050,000
Ellis Terrace 1021 - 1051 Temple	22	0	5	27	\$2,828,250
Meadowbrook 610 Calle la Roda	12	0	1	13	\$4,487,648
Mira Vista 2700 Ponderosa Drive	0	305	0	305	\$55,304,000
Raemere 1 & 2 92 Raemere Street	2	0	0	2	\$62,500
<b>Total AHA Owned</b>	<b>63</b>	<b>305</b>	<b>6</b>	<b>374</b>	<b>\$65,732,398</b>
<b>Section 8 Assistance</b>					Annual Housing Payments
	135	142	152	429	\$4,616,748
<b>Total AHA Assisted</b>	<b>198</b>	<b>447</b>	<b>158</b>	<b>803</b>	

Percentage of households assisted by the AHA in Camarillo



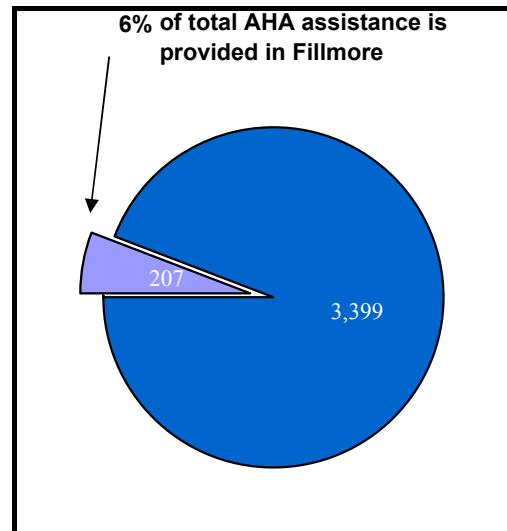
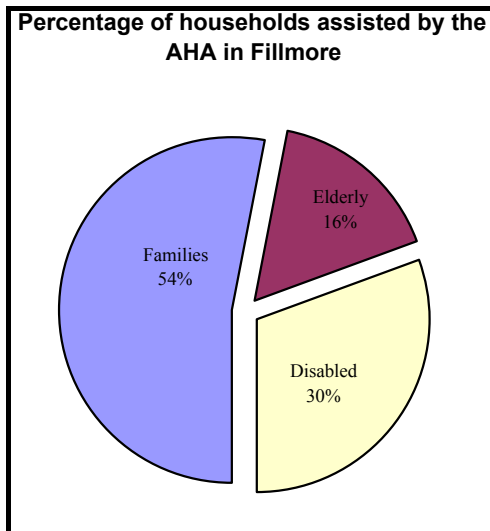
24% of total AHA assistance is provided in Camarillo



<b>AHA TOTALS</b>					
		Population: 753,000	Number of dwelling units: 21,344		
Total units receiving assistance from the AHA: 3,399					
<b>AHA Owned Housing</b>	<b>Families</b>	<b>Elderly</b>	<b>Disabled</b>	<b>Total</b>	<b>Acquired for</b>
	312	491	131	934	\$116,504,296
<b>Section 8 Assistance</b>					Annual Housing Payments
	810	759	896	2,465	\$25,964,568
<b>Total AHA Assisted</b>	<b>1,122</b>	<b>1,250</b>	<b>1,027</b>	<b>3,399</b>	

## Area Housing Authority February 24, 2010

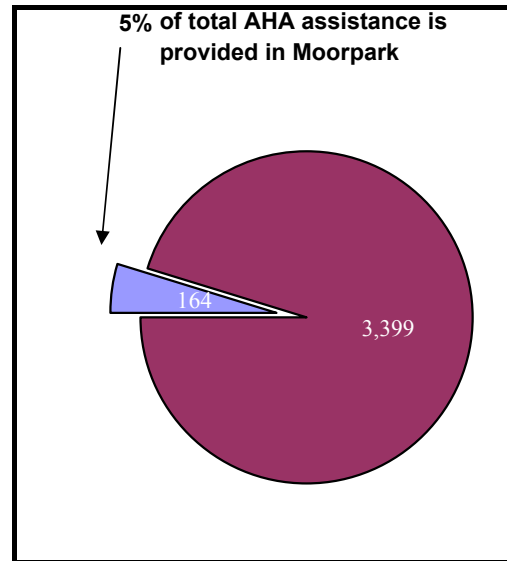
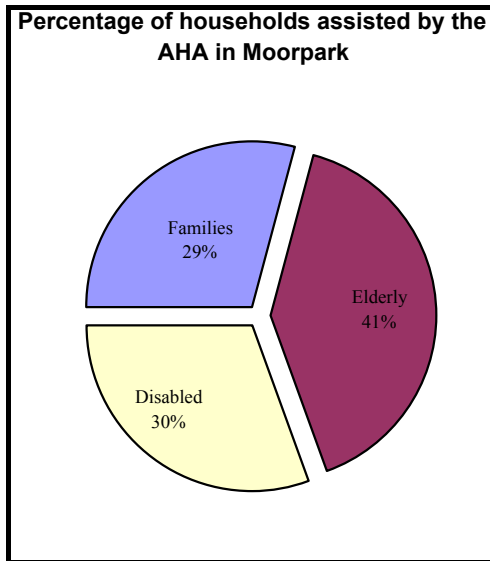
<b><u>Fillmore</u></b>		Population: <b>13,643</b>		Number of dwelling units: <b>3,852</b>	
Total units receiving assistance from the AHA: <b>207</b>					
<b>AHA Owned Housing</b>	Families	Elderly	Disabled	Total	Acquired for
<b>Total AHA Owned</b>	0	0	0	0	\$0
<b>Section 8 Assistance</b>	110	34	63	207	Annual Housing Payments \$2,462,640
<b>Total AHA Assisted</b>	<b>110</b>	<b>34</b>	<b>63</b>	<b>207</b>	



<b><u>AHA TOTALS</u></b>		Population: <b>753,000</b>		Total units receiving assistance from the AHA: <b>3,399</b>	
<b>AHA Owned Housing</b>	Families	Elderly	Disabled	Total	Acquired for
<b>Total AHA Owned</b>	312	491	131	934	\$116,504,296
<b>Section 8 Assistance</b>	810	759	896	2,465	Annual Housing Payments \$25,964,568
<b>Total AHA Assisted</b>	<b>1,122</b>	<b>1,250</b>	<b>1,027</b>	<b>3,399</b>	

## Area Housing Authority February 24, 2010

<b><u>Moorpark</u></b>		Population: 31,416		Number of dwelling units: 9,132	
Total units receiving assistance from the AHA: 164					
<b>AHA Owned Housing</b>	Families	Elderly	Disabled	Total	Acquired for
Tafoya Terrace 344 Charles Street	0	15	15	30	\$2,262,000
<b>Total AHA Owned</b>	<b>0</b>	<b>15</b>	<b>15</b>	<b>30</b>	<b>\$2,262,000</b>
<b>Section 8 Assistance</b>					Annual Housing Payments
	48	51	35	134	\$1,558,512
<b>Total AHA Assisted</b>	<b>48</b>	<b>66</b>	<b>50</b>	<b>164</b>	

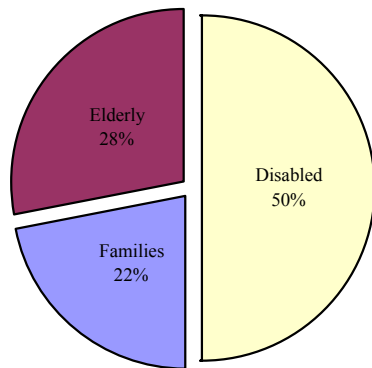


<b><u>AHA TOTALS</u></b>		Population: 753,000		Total units receiving assistance from the AHA: 3,399	
<b>AHA Owned Housing</b>	Families	Elderly	Disabled	Total	Acquired for
	312	491	131	934	\$116,504,296
<b>Section 8 Assistance</b>					Annual Housing Payments
	810	759	896	2,465	\$25,964,568
<b>Total AHA Assisted</b>	<b>1,122</b>	<b>1,250</b>	<b>1,027</b>	<b>3,399</b>	

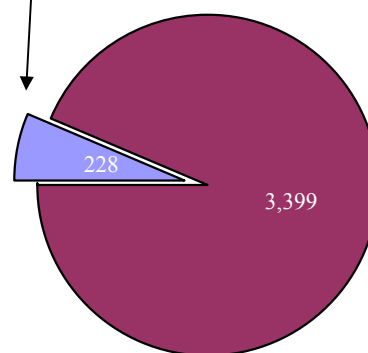
## Area Housing Authority February 24, 2010

<b>Ojai</b>		Population: <b>7,862</b>		Number of dwelling units: <b>3,229</b>	
Total units receiving assistance from the AHA: <b>228</b>					
<b>AHA Owned Housing</b>	Families	Elderly	Disabled	Total	Acquired for
Whispering Oaks 999 E. Ojai Ave.	0	45	56	101	\$7,684,550
Grand Avenue 210 N. Grand Ave.	5	0	0	5	\$575,000
Summer Street 211 E. Summer St.	10	0	0	10	\$1,150,000
Total AHA Owned	15	45	56	116	\$9,409,550
<b>Section 8 Assistance</b>					Annual Housing Payments
	35	19	58	112	\$1,109,532
Total AHA Assisted	50	64	114	228	

Percentage of households assisted by the AHA in Ojai



7% of total AHA assistance is provided in Ojai

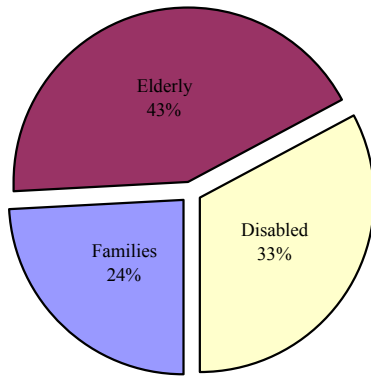


<b>AHA TOTALS</b>		Population: <b>753,000</b>		Total units receiving assistance from the AHA: <b>3,399</b>	
<b>AHA Owned Housing</b>	Families	Elderly	Disabled	Total	Acquired for
	312	491	131	934	\$116,504,296
<b>Section 8 Assistance</b>					Annual Housing Payments
	810	759	896	2,465	\$25,964,568
Total AHA Assisted	1,122	1,250	1,027	3,399	

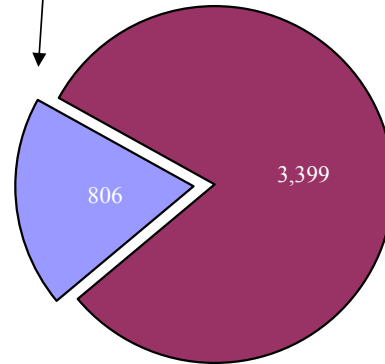
## Area Housing Authority February 24, 2010

<b><u>Simi Valley</u></b> <span style="float: right; font-weight: normal; font-size: small;">Population: 115,895      Number of dwelling units: 38,415</span>					
Total units receiving assistance from the AHA: <b>806</b>					
AHA Owned Housing	Families	Elderly	Disabled	Total	Acquired for
Peppertree Apartments 4214 Los Angles Avenue	12	0	0	12	\$1,370,000
<b>Total AHA Owned</b>	<b>12</b>	<b>0</b>	<b>0</b>	<b>12</b>	<b>\$1,370,000</b>
Section 8 Assistance					Annual Housing Payments
	183	346	265	794	\$7,540,176
<b>Total AHA Assisted</b>	<b>195</b>	<b>346</b>	<b>265</b>	<b>806</b>	

Percentage of households assisted by the AHA in Simi Valley



24% of total AHA assistance is provided in Simi Valley

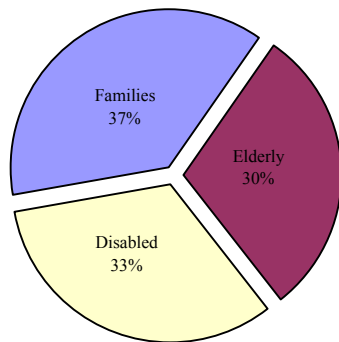


<b><u>AHA TOTALS</u></b> <span style="float: right; font-weight: normal; font-size: small;">Population: 753,000</span>					
Total units receiving assistance from the AHA: <b>3,399</b>					
AHA Owned Housing	Families	Elderly	Disabled	Total	Acquired for
	312	491	131	934	\$116,504,296
Section 8 Assistance					Annual Housing Payments
	810	759	896	2,465	\$25,964,568
<b>Total AHA Assisted</b>	<b>1,122</b>	<b>1,250</b>	<b>1,027</b>	<b>3,399</b>	

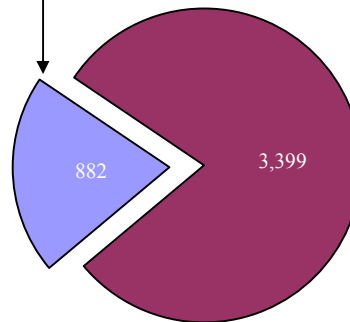
## Area Housing Authority February 24, 2010

<b>Thousand Oaks</b>					
Population: <b>120,000</b>		Number of dwelling units: <b>47,400</b>			
Total units receiving assistance from the AHA: <b>882</b>					
AHA Owned Housing	Families	Elderly	Disabled	Total	Acquired for
Fiore Gardens 220-480 Hillcrest Drive	44	0	6	50	\$5,752,500
Florence Janss 190-210 Brazil Street	0	32	32	64	\$4,847,150
Leggett Court 1824-1884 Los Feliz Dr.	41	1	7	49	\$4,837,150
Glenn Oaks 145 E. Wilbur Road	0	33	6	39	\$2,500,000
Los Arboles 801-886 Calle Haya	43	0	0	43	\$2,800,000
Oak Creek Senior Villas 367 E. TO Blvd.	0	57	0	57	\$11,875,324
Royal Oaks 3210-3214 Royal Oaks	5	0	0	5	\$625,000
Sunset Villas 90,100 & 110 Sunset Drive	11	0	0	11	\$2,215,000
<b>Total AHA Owned</b>	<b>144</b>	<b>123</b>	<b>51</b>	<b>318</b>	<b>\$35,452,124</b>
<b>Section 8 Assistance</b>	186	140	238	564	Annual Housing Payments \$6,090,156
<b>Total AHA Assisted</b>	<b>330</b>	<b>263</b>	<b>289</b>	<b>882</b>	

Percentage of households assisted by the AHA in Thousand Oaks



26% of total AHA assistance is provided in Thousand Oaks

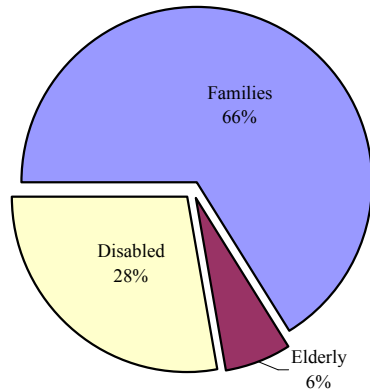


<b>AHA TOTALS</b>					
Population: <b>753,000</b>		Number of dwelling units: <b>47,400</b>			
Total units receiving assistance from the AHA: <b>3,399</b>					
AHA Owned Housing	Families	Elderly	Disabled	Total	Acquired for
	312	491	131	934	\$116,504,296
<b>Section 8 Assistance</b>	810	759	896	2,465	Annual Housing Payments \$25,964,568
<b>Total AHA Assisted</b>	<b>1,122</b>	<b>1,250</b>	<b>1,027</b>	<b>3,399</b>	

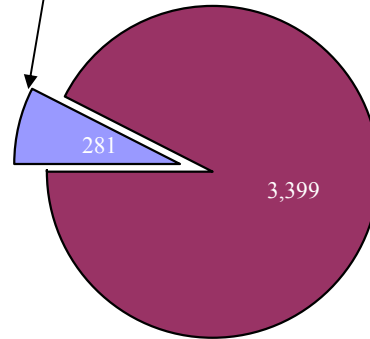
## Area Housing Authority February 24, 2010

<u>Unincorporated Ventura County</u>					
		Population: <b>92,656</b>		Number of dwelling units: <b>32,562</b>	
Total units receiving assistance from the AHA: <b>281</b>					
AHA Owned Housing	Families	Elderly	Disabled	Total	Acquired for
Roth Apartments 290 E. El Roblar Drive, Ojai	30	3	1	34	\$3,535,900
Colina Vista 424 Main Street, Piru	33	0	2	35	\$5,600,000
Summerwind Apartments 3807 E. Telegraph Rd, Fillmore	15	0	0	15	\$467,324
<b>Total AHA Owned</b>	<b>78</b>	<b>3</b>	<b>3</b>	<b>84</b>	<b>\$9,603,224</b>
Section 8 Assistance	Families	Elderly	Disabled	Total	Annual Housing Payments
	108	14	75	197	\$2,326,584
<b>Total AHA Assisted</b>	<b>186</b>	<b>17</b>	<b>78</b>	<b>281</b>	

Percentage of households assisted by the AHA in Unincorporated Ventura County



8% of total AHA assistance is provided in Unincorporated Ventura County



<u>AHA TOTALS</u>					
		Population: <b>753,000</b>		Total units receiving assistance from the AHA: <b>3,399</b>	
AHA Owned Housing	Families	Elderly	Disabled	Total	Acquired for
	312	491	131	934	\$116,504,296
Section 8 Assistance	Families	Elderly	Disabled	Total	Annual Housing Payments
	810	759	896	2,465	\$25,964,568
<b>Total AHA Assisted</b>	<b>1,122</b>	<b>1,250</b>	<b>1,027</b>	<b>3,399</b>	